

SYSTEM

KWINDOO (KW in short) system is optimized for Chrome browser. Use kwindoo.com on Chrome.

PURPOSE OF USING KWINDOO INFOTAINMENTS

Why do you want tracking on your regatta? Do you need:

- - Live view
- - Replay
- - Performance analytics
- - Public reach and increased awareness
- - Increased/added sponsorship value

KWINDOO will cover for all the above plus will give you:

- - Messaging to the fleet
- - Comments into the newsfeed creating a broadcast
- - Picture and video upload by the racers into the tracking
- - Picture and video racers by the RC into the tracking
- - Optionally EMERGENCY calls with POSITION Log

See sailing differently; with KWINDOO.

KWINDOO is not a classic tracker, but a system to present sailing, collect and keep your tracking routes in one place, analyse performance, share your sailing with the crew and friends, followers, families and the sailing community.

Please note that the system is in two (2mins) minutes delay to real time in visualisation. Two reasons are behind this: one was a request of several high-profile judges and organisers who insisted on this, the other is that until the general availability of 5G or LTE in most areas it makes little sense to stress for instant data processing when devices struggle on slow internet speeds.

The goal is not perfection; it's FUN!

For organisers KWINDOO is a tool to expose your regatta to the public and at the same time propose and offer real value to their sponsors and supporting brands via reach-out to the public and the wider community interested in sailing.

For racers offers the opportunity to expose one's activity to friends, family and fans it offers analytics, and a collection of all the events they participated, also coming with social functions, like many sports trackers; just KW being dedicated to sailing.

For the fans it is a place to see sailing regattas collected in one place.

For brands it is a great tool to reach a broad audience in a new, innovative, elegant non-intrusive and cost-effective manner.

Currently, ONLY KWINDOO can show a sailing event to the public, in an easy, affordable and fun way.

Remind your racers that they can take photos with their tracking app and upload these directly into the tracking.

Remind your racers to tell their fans and friends to use the KWINDOO Live View app to follow them; in live or replay an event on demand.

Friend and families SHOULD NOT use the tracking app to see their beloved sailor but use the Live KWINDOO Live View app for this!

KWINDOO IS NOT A TIME KEEPING SYSTEM, NOT A SCORING SYSTEM AND NOT REPLACING THE RACE COMMITTEE OR THE JURY

While you get a provisional leader-board, in most of the cases it will not be accurate, for several reasons; that of limitations in technology, human err and the combination of these two.

KWINDOO is putting efforts to correct this, there are several built in correcting functions, still there may be cases when the leader-board will not reflect the actual sequence seen on the water. You always need your usual staff to manage your regatta and follow the events for jurying the standard way, while KWINDOO will be a piece of help, can be the source of extra information, both for the regatta staff and the potential followers, the latter especially.

HOW TO USE KWINDOO SUCCESSFULLY

Decide on the use in time, not mid-week just before your once-in-a-year 24 hours regatta is due.

Let your potential racers know in advance that KW will be available on your event. Let them know the advantages, just a few listed here:

- better communication with messaging from the organiser
- increased security with potential emergency calls
- training and learning features: performance analytics
- fun: picture and video upload into the tracking
- social functions: crew invite and share

Post about this on your own website, on your social media sites, and best; mention the use in your NOR (again not in the last-minute early morning supplement) or even make it

mandatory. It is already mandatory on some classy yearly events and class events, too. This will ensure a wider acceptance and use, and higher value for your money or your sponsor's money.

ACCOUNTS and ROLES IN KW

We strongly recommend the use of a personal email to register in KW when creating your account.

Results, performance, routes, photos-videos uploaded are all yours.

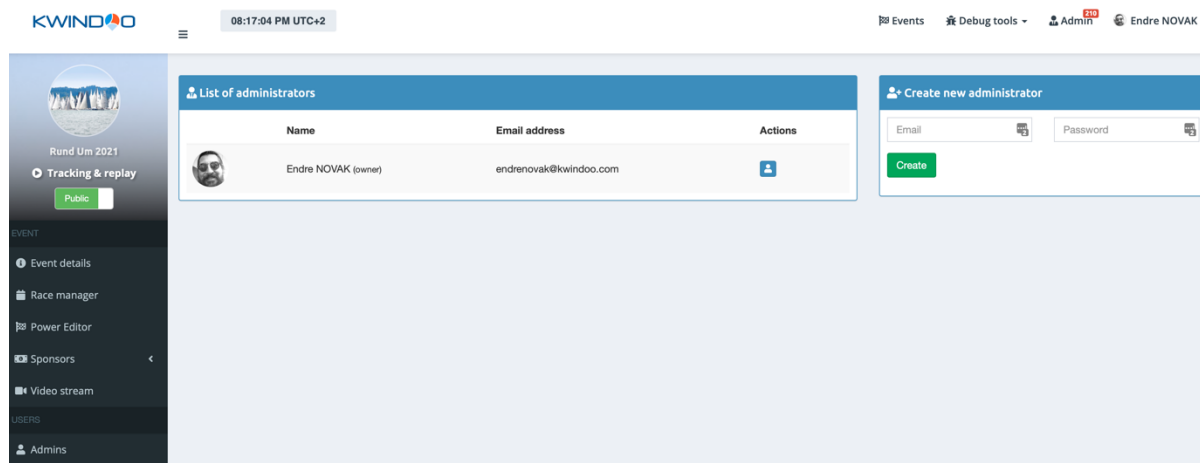
Consider KW like other sports-performance apps you may use on your smartphone; Runtastic, Nike Run, Strava, etc.

Just as we do not pick our club, office or info@anycompany or anyclub. com address for personal use; KW is a personal tracker, with regatta organizing functions.

In KW one can be responsible of various events as admin (roles). Or just be in one's own tracking, or both at the same time. Again, always with an email as log-in identifier into the system and the apps, too.

If, for any reason you have been using more than one email during your registrations into KWINDOO please, remember which of your email address is related to which of your regattas/events; again, this gets confusing fast. Use your own email address and there will be no confusion.

If you are racing in your own regatta, or have no time to deal with the system for any reason **DO NOT GIVE YOUR ACCOUNT DETAILS TO OTHER PERSONS, INSTEAD**



The screenshot shows the KWINDOO web interface. At the top, there's a header with the KWINDOO logo, a menu icon, the time '08:17:04 PM UTC+2', and user controls including 'Events', 'Debug tools', 'Admin' (with a red '10' badge), and 'Endre NOVAK'. The main content area is divided into two panels. The left panel, titled 'List of administrators', contains a table with columns 'Name', 'Email address', and 'Actions'. It lists 'Endre NOVAK (owner)' with email 'endrenovak@kwindoo.com' and an 'Add' icon. The right panel, titled 'Create new administrator', has input fields for 'Email' and 'Password', and a green 'Create' button. A sidebar on the left shows the user's profile 'Rund Um 2021' with a 'Tracking & replay' button and a 'Public' toggle. Below this, a menu lists 'EVENT' (Event details, Race manager, Power Editor, Sponsors, Video stream) and 'USERS' (Admins).

you can INVITE additional co-admins into your regatta; "Create new administrator"
A new regatta will need new additions.
Races within the same regatta, however, are covered by the added co-admins.

TRIAL ACCOUNT

Trial account is fully functional, but not intended to use for organised regatta, unless specifically agreed with KW.

Please use your time window of your trial period to get basic understanding of functions and features. Trial means trial but not free use. If you need more time: ask... does wonders, just as elsewhere.

For organised regattas please refer to our pricing, or for a free use seek approval from KW. We are flexible but expect a fair approach.

TRACKING

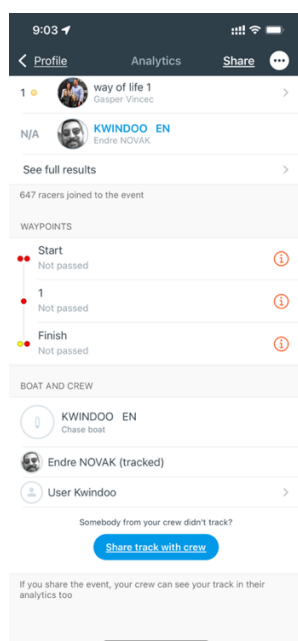
Once you set up an event in KW, racers using the KW Tracking app for Sailors will be able to see and join into the event you created. For this:

they will have to be within 50km of the start line,
and within 24 hours before the start time you have set.

One phone tracking/boat is enough!

All the crew of the same boat can be invited later by the person who put on KW tracking on her/his phone, from the app. They, the invited ones will see all information on their own phones, once accepted the invite.

See share track with crew:



Some group, social, competition features will be coming later.
Typically, all new features are available to view on past races in a retrospective manner.

In general Apple devices seem to provide a smoother user experience, and with KWINDOO that is not different in overall daily use. So, if there is a choice that is just some advice to stick to. LTE or 4G enabled iPads are also a great choice.

Known issues: some Huawei phones tend to shut down GPS use and apps using GPS randomly but consistently after some time, but typically within 40-50 minutes after starting the use and not touching the phone.

Important message to ANDROID users when tracking: Android 10 and up (11-12):

See the last page of this document!

REGATTA MANAGEMENT

See how to create your first regatta, simple up and down course:

<https://www.youtube.com/watch?v=2sO7KjKmDYA>



Always prepare your regatta in KW . com website or on a large screen tablet in a Chrome browser.

It is important to realise when using KW that you can edit your regattas any time later, even after closing a race, like editing a film in post-production. You can do anything any time, except adding the boats; therefore, it is important for your racers to start their tracking apps, if this is missed you will have an empty event.

Once you set up a regatta with your first race in it:

races can be copied, to get a duplication with the same mark settings. Regattas cannot be copied.

The RC app.

All work is supposed be managed from your account on our website, but there is also an RC (Race Committee or Remote Control) app. for convenience.

This app is practical, but it is still in “BETA-test”, only. Currently it is more advanced on iOS devices from KW’s development side, but also available for Androids, too. Use the RC app to reposition the marks to match to the actual situation on the water and

Stop a race

you have previously created and set up on the KW website

Copy a race

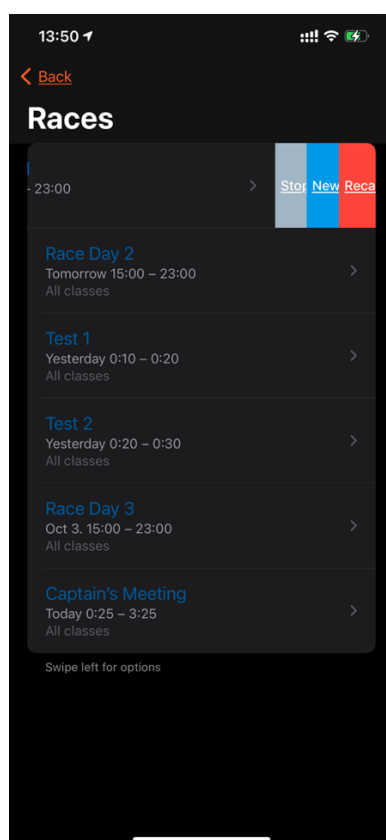
with the settings of the previous race (same buoy positions)

Recalculate

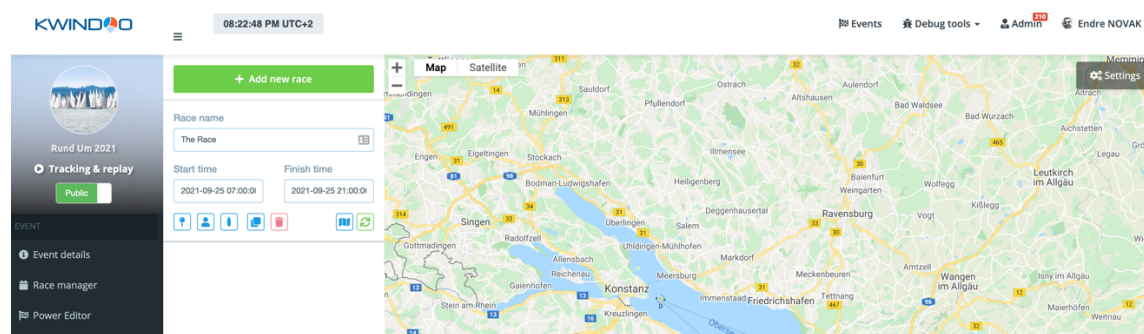
function if you changed the positions of the buoys during the regatta.

We suggest using the recalculate a function the end of an event; this in effect will also put all boats into the correct position even if they lost connection during racing out on the water.

Right sweep in the RC app:



or use the green circular button:



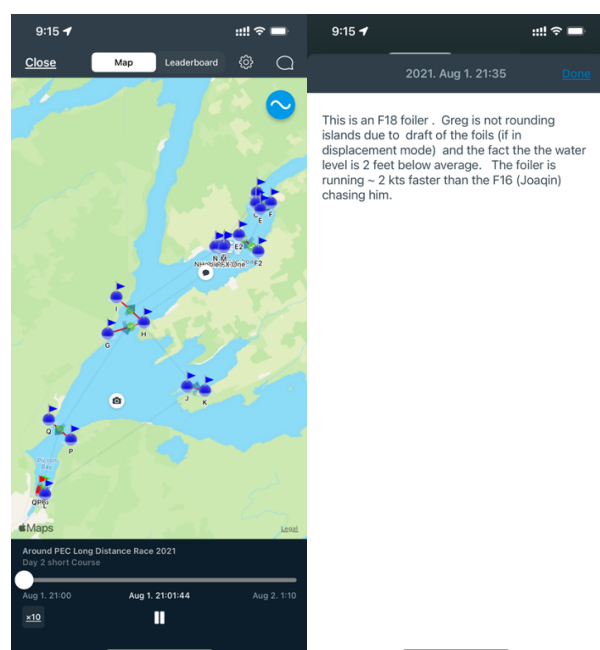
on the web/admin area in the power editor menu.

Message the fleet

Messages can only be sent into a regatta when people started tracking. It is practical to prepare a "skipper meeting race" or race 0, so that people join, from this point you can send them messages. Also, in this way you can control that all racers check into your event. Messages can be sent from the web admin area or from the RC app, too.

Comments:

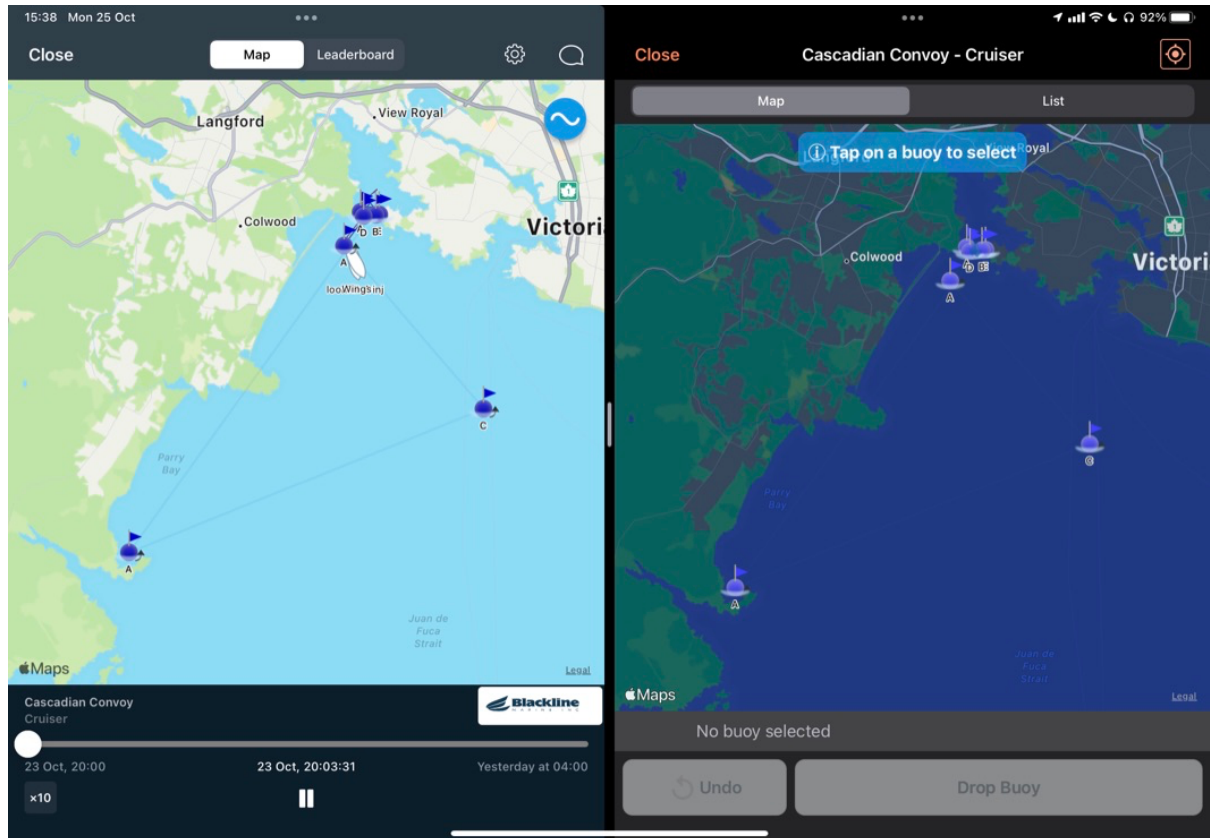
Currently available on the website, you can manually enter comments into the newsfeed, which creates a broadcast type experience for the viewers. Comments become visible on the map with a clickable icon so to get faster to the piece of content. This is great when your racers also post pictures and videos creating an event full of action. But also useful standalone.



All RC app functions, and far more are available at the KW website for managing your events.

PRO TIP:

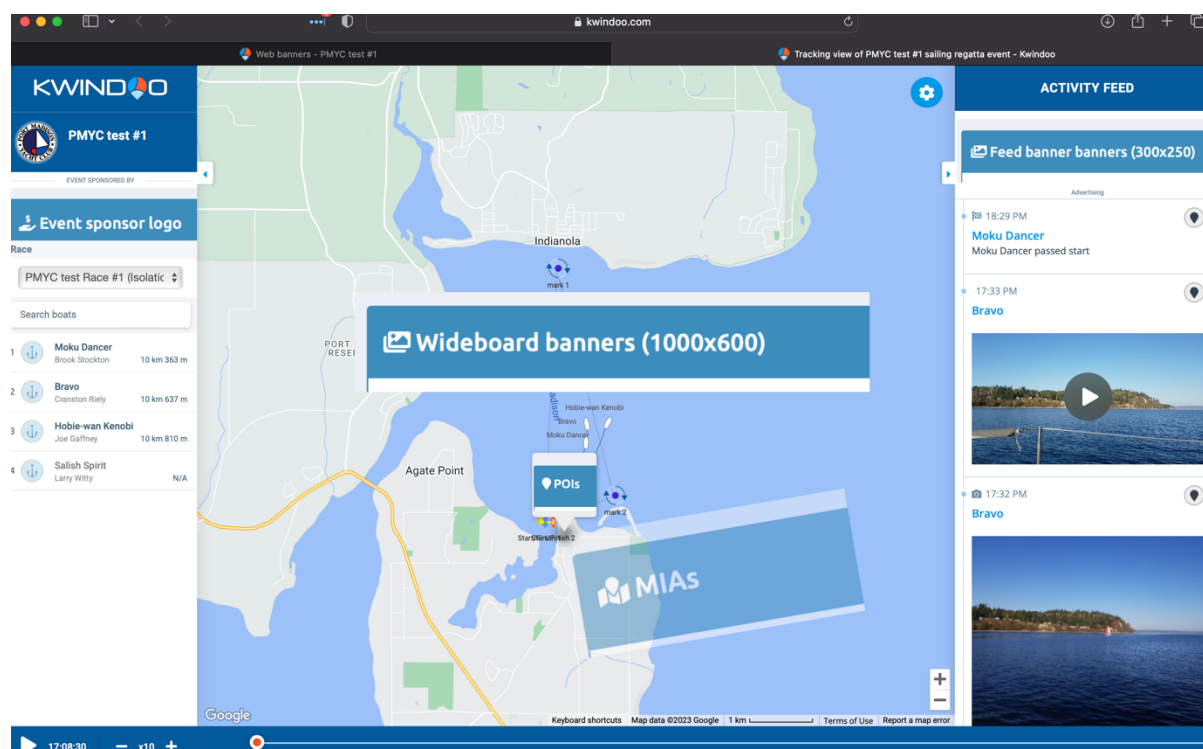
Use and iPad in split screen mode to see the Live view (here on the left) and the RC view at the same time (here on the right): this helps when repositioning the marks. Once finished with the adjustments use the recalculate function as shown before.



BRANDING, ADVERTISEMENTS

If paid for or agreed with KW you may upload sponsor logos and perhaps show them to your future sponsors: watermark is spectacular, location pin is also great and linkable to any website. There are several other options, though. This function can pay for the use for your club or organization. Use it!

This is just an example of the many options you can dress up your event with paid logos from your sponsors or supporting brands:



List of current branding options:

- Location pin (POI - linkable to external website) - highly recommended
- Watermark logo (MIA), size and opacity can be adjusted - highly recommended
- Event Sponsor Logo - recommended
- Newsfeed banner (clickable to external website) - highly recommended
- Wide board banner for the website (clickable to website) - optional
- Pop up banner for the mobiles (clickable to website) - optional
- Video stream on top of tracking: available for any YouTube channel and is synchronised to the 2 mis delay. Note: live stream use is regulated by YouTube and not KW, you may need a certain amount of subscribers to initiate.

This is how the admin area looks for the above:

The screenshot shows the 'Web banners - PMYC test #1' admin page. The left sidebar contains a navigation menu with sections: EVENT (Event details, Race manager, Power Editor, Sponsors, Video stream), USERS (Admins, Participants), and COMMUNICATION (Activity feed, Messages, Hotline calls). The main content area is divided into two columns. The left column is titled 'Feed banner banners (300x250)' and contains a table with columns: Banner, Link, Displays, Unique displays, Clicks, and Actions. The table has one row with a banner image, a link starting with 'http://', 24 displays, 6 unique displays, 0 clicks, and an edit icon. Below the table is a 'Settings' section with 'Display after every' set to 30 and 'comments'. At the bottom is an 'Upload new banner' section with a 'Type' dropdown set to 'Image' and an 'Upload image' button labeled 'Choose File no file selected'. The right column is titled 'Wideboard banners (1000x600)' and has a similar table with one row showing 7 displays and 4 unique displays. It also has a 'Settings' section with 'Change frequency' set to 30 sec and an 'Upload new banner' section. At the bottom of the right column is an 'Event sponsor logo' section with an 'Event sponsor logo' button and an 'Upload new logo' button.

The screenshot shows the 'MIAs - PMYC test #1' admin page. The left sidebar is identical to the previous screenshot. The main content area has a top bar with a '+ Create' button. Below it is a section titled 'MIAs of PMYC test Race #1 (Isolation Regatta 2020)' with a table. The table has columns: Name, Opacity, and Actions. There is one row with the name 'MIA1' and an opacity of '52%'. The Actions column contains an edit icon and a delete icon. The bottom of the page is empty.

Some tips for branding:

We recommend the Location pin, POI clickable to external link

or the

Watermarks, MIA; as most spectacular, non-disturbing, well differentiated from any other experience for the viewers.

There are some other options like

the newsfeed banner, clickable and still very useful,

and more traditional pop-up banners, which are more intrusive but of course they may have their use.

After the event you can see the statistics of your branding performance, where applicable.

Please take use of your FREE-time window to get some feeling how things work out.

Otherwise, we are always glad to help, but help is only useful if you dedicate some attention to the system, prior to asking all sorts of questions 😊

Important message to ANDROID users when tracking: Android 10 and up (11-12):

Battery optimisation may be working against apps using GPS positioning on an extended basis, including KWINDOO Tracking for Sailors.

The main idea here is that KWINDOO Tracking should not be limited by your hardware's operating system on its own decision. As Android is a fragmented world, this setting can be sometimes misleading on the various devices, so please always follow your logic.

The setting is mostly MANUAL and not automatic on install, please double check:
allow KWINDOO work and be always ON when you are tracking.

Otherwise, your phone will switch off your KWINDOO tracking after a short time. This is not a KWINDOO bug but a feature from your device. Luckily you can take care of that.

This setting is differently located on various Android devices and Android versions. We have one example here, but almost always it is located somewhere under the power saving menu.

So, the idea is that KWINDOO needs to be running without limitations!

Asus Settings – App & Notifications – Special app access – Battery optimisation – All apps - KWINDOO Tracking: OFF

HUAWEI Settings – App & Notifications – Apps – Settings – Special access – Ignore battery optimization – All apps - KWINDOO Tracking: Allow – SAVE

LG Settings – App & Notifications – Special access – Power Saving exclusions – select KWINDOO

PIXEL Settings – App & Notifications – Advanced – Special app access – All apps – KWINDOO Don't optimize

Samsung Settings – Apps - More – Special access – Optimize battery – All apps - KWINDOO Tracking: OFF

Sharp Settings – Battery - More – Battery optimization – All apps - KWINDOO Tracking: Don't optimize

Sony Settings – Battery - More – Battery optimization – Apps - KWINDOO Tracking: Exclude

Vivo Settings – Battery – Power saving exclusions – KWINDOO Tracking: ON

Xiaomi Settings – Passwords and security – Privacy – Special app access – Battery optimization – All apps – KWINDOO Tracking – Don't optimize – SAVE

